




In this unit you will develop your observation drawing skills, learn about the history and artists of the Pop Art movement, new techniques associated with Pop Art to create a final Pop Art piece inspired by a chosen theme. The aims are as follows:
LG1: Knowledge: To know about Pop Art, media, techniques, how to observe imagery and the layout of a final design.
LG2: Application: To apply skills learnt to create a final Pop Art piece.
LG3: Skills: To learn and experiment with media techniques, methods of drawing/observing using the Pop Art style.

Lesson Title	Learning Goals/Outcomes/Content			
Lesson 1: What is Pop Art and who was Andy Warhol and he main artists? HWK; Pop Art presentation.	LG1: Knowledge-To understand the History and characteristics of Pop Art. LG2: Application- To apply knowledge and understanding of Pop Art to create a mind map and present research creatively inspired by Pop Art.			
Lesson 2 & 3: How can we develop our observational skills and understanding of Pop art by producing a study of image.	LG1: Knowledge-To understand the use of shading and different techniques to add detail to an iconic object. LG2: Application-To apply drawing and textural techniques to the object to enhance a drawing. LG3: Skills-To use the skills by drawing and fine detail techniques on an observed object.			
Lesson 4: To understand how to work in the style of pop art using the same drawn object or image with paint.	LG1: Knowledge-To understand the use and properties of acrylic paint in bright colours. LG2: Application- To apply the flat painting technique using acrylic paint in the Pop Art style.			
Lesson 5: How can we develop our Pop art image in the style of pop art using the same drawn object or image.	LG1: Knowledge-To understand the basic Pop Art Techniques to create Warhol/Lichtenstein style work using and iconic object. LG2: Application-To apply colour, techniques and the style of Pop Art LG3: Skills- To use the skills by drawing and adding fine detail techniques to a Pop Art test piece.			
Lesson 6: How can we develop our observational skills and understanding of Pop art by producing studies of images or pictures on a personal theme	LG1: Knowledge-understand how to add refinement to complete a Pop Art piece. LG2: Application-To apply added refinement using a fine brush, fine liner, pen. LG3: Skills-To use the skills and fine detail techniques on an observed object E.g., lines, textures, Cross hatch stipple (Benday dots)			
Lesson 7: How can we produce ideas for a final Pop Art piece inspired by the style and our theme.	LG1: To understand how to draw our quick ideas and the concept of thumbnails. LG2: To apply knowledge of Pop Art and the production of thumbnail ideas to create 2 ideas.			
Lesson 8: How can we produce a final Pop Art piece using imagery from our theme.	LG1 & 2: To apply knowledge of Pop Art characteristics and use of media to create a final piece. LG3: To show skill with the use of design layout, imagery, colour, style, media and techniques to create a personal design.			
Lesson 9 &10: How can we develop final Pop Art piece inspired by the style of Pop Artist?	LG1: To understand how to develop a repeated image, collage, artwork or design a Pop Art poster. LG2: To apply Pop Art knowledge and skills through own artwork. LG3: To use materials effectively to create a Pop Art final piece.			
Lesson 11 &12: Evaluate the success of the artwork. What have learned and how can we improve and refine our work.	LG1: To understand how to refine a repeated image, collage, artwork or design a Pop Art poster. LG2: To apply Pop Art knowledge and refinement skills through own artwork to enhance our finished piece. LG3: To use materials effectively in detail to create a Pop Art final piece.			

Links: LG1: Contextual study and theory are important parts of Art. Knowledge of media, processes and techniques are studied throughout GCSE.
 LG2: Application is a vital skill at GCSE. Students need to be able to apply skills, techniques and processes in their own final responses using inspiration from contextual studies.
 LG3: All skills learnt such as media techniques, art processes and methods such as grid drawing will be revisited and refined at GCSE level.