




In this unit you will develop your observation drawing skills, learn new techniques associated with different media and create a final still life piece inspired by a study of colour theory and contextual research on an artist. The aims are as follows:

LG1: Knowledge: To know and understand media, techniques, how to observe, the layout of a composition and colour theory.

LG2: Application: To apply skills learnt to create a final still life piece.

LG3: Skills: To learn and experiment with media techniques, methods of drawing/observing and use of colour.

Lesson Title	Learning Goals/Outcomes/Content			
Lesson 1 What is shading ? How do you get a variation in the tone using pencil? What techniques can I use to create texture?	LG1: Knowledge-To understand the different pencil techniques such as stipple and cross hatch. LG3:Skills-To use the techniques to test out pencil mark making			
Lesson 2&3 How can we observe accurately using the Art Grid drawing method and apply techniques & shading.	LG2: Application-To apply pencil skills learnt to add detail and texture to an observed image LG3: Skill To learn how to draw using the Grid method.			
Lesson 4 Learn how to effectively use water colours and ready mix paint techniques .	LG1: Knowledge-To know the different painting techniques and how they can create different effects. LG3:Skills-To use the techniques to test out the paint			
Lesson 5 Learn how to use paint when painting and object from observation . How can we draw an object freehand using basic geometric shapes as an outline?	LG2: Application.-To apply observation and watercolour techniques to create own painted study. LG3:Skill- To understands how to observe an image using simple shaped outlines as a framework			
Lesson 6 How can we show an understanding of collage techniques .	LG1: Knowledge-To Understand how collage can be used to create a more textural piece of art. LG2:Application-To apply collage techniques by creating their own collaged image			
Lesson 7 & 8 Colour Theory . How do we mix colours from the 3 primaries to create other colours and complete a colour wheel?	LG1: Knowledge-To know what primary, secondary and tertiary colours are. To know about the concept of colour theory. LG2:Application-To apply skills of colour mixing to create a colour wheel. LG3:Skills-To use primary colours to colour mix secondary and tertiary colours.			
Lesson 9 Detailed drawing of final piece . Learn how to compose a well-balanced still life	LG1: Knowledge-To understand the concept of composition when drawing a final piece. LG2:Application-To apply drawing skills learnt to draw out an accurate and well observed image.			
Lesson 10 Learn how to work independently with media, techniques and develop colour on the still life.	LG1: Knowledge-To know how to develop the final piece with effective use of media, techniques and colour. LG2:Application-To apply all skills learnt during this unit to observe and use techniques effectively. To also apply colour.			
Lesson 11 & 12 Learn how to develop the final piece by working on the refinement of the observation and creative use of colour and media.	LG1: Knowledge-To know how to develop the final piece with effective use of the refinement of media, techniques and colour. LG2:ApplicationTo apply all skills learnt during this unit to observe and use techniques effectively. To also apply colour using colour groupings.			

Links: LG1: Contextual study and theory are important parts of Art. Knowledge of media, processes and techniques are studied throughout GCSE.

LG2: Application is a vital skill at GCSE. Students need to be able to apply skills, techniques and processes in their own final responses using inspiration from contextual studies.

LG3: All skills learnt such as media techniques, art processes and methods such as grid drawing will be revisited and refined at GCSE level.